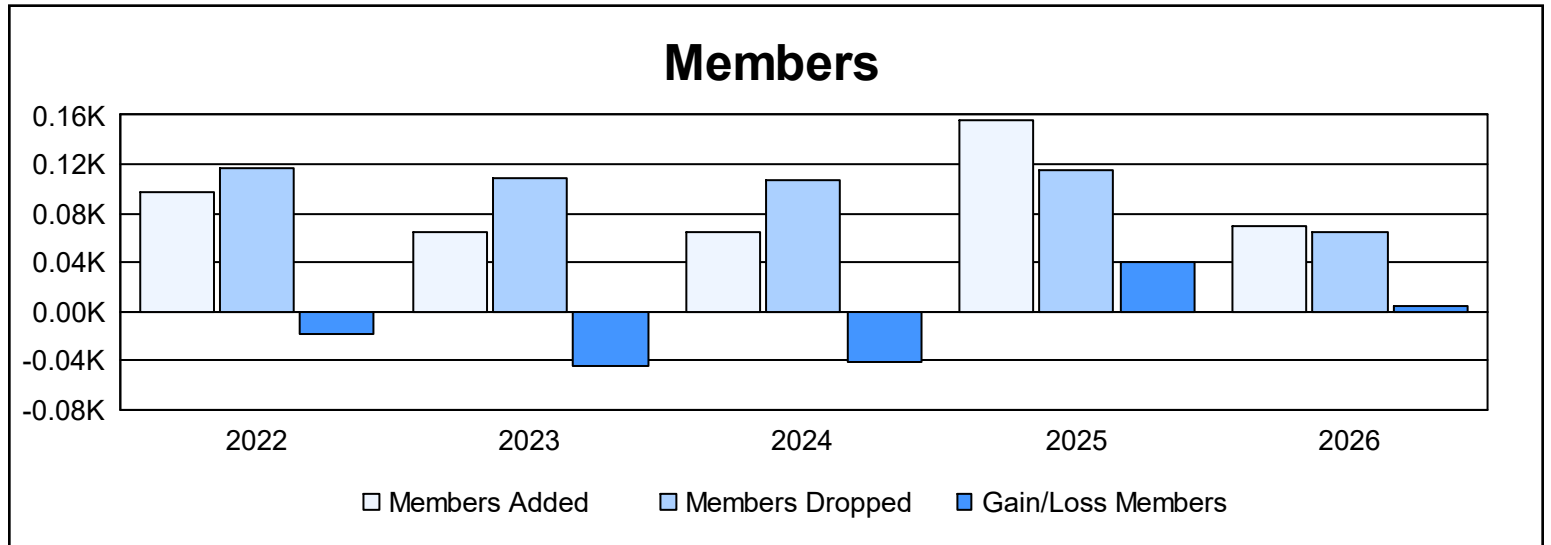
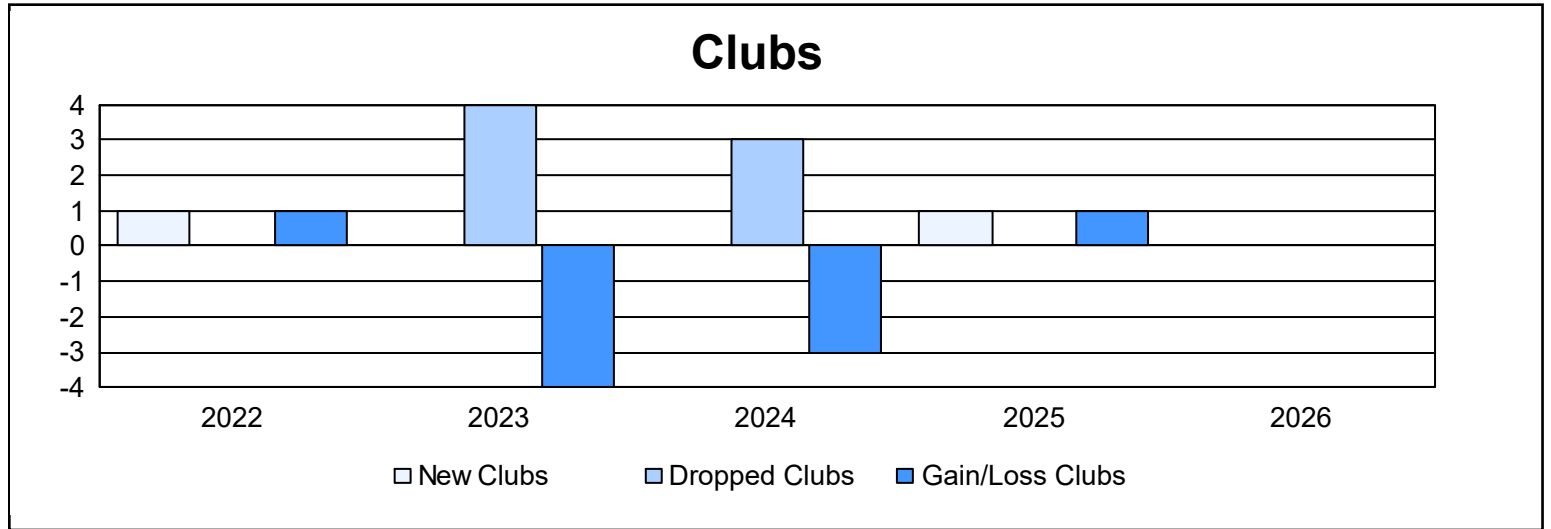
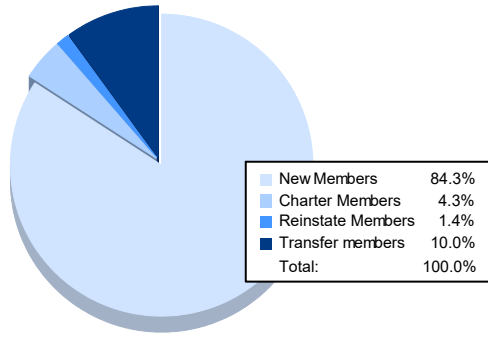


Year	New Clubs	Dropped Clubs	Gain/ Loss Clubs	New Members	Charter Members	Reinstate Members	Transfer Members	Total Member Added	Total Members Dropped	Gain/ Loss Members
2021-2022	1	0	1	60	32	1	4	97	116	-19
2022-2023	0	4	-4	57	0	4	3	64	109	-45
2023-2024	0	3	-3	55	2	3	5	65	107	-42
2024-2025	1	0	1	107	20	24	5	156	115	41
2025-2026	0	0	0	59	3	1	7	70	65	5
<b>Average</b>	<b>0</b>	<b>1</b>	<b>-1</b>	<b>68</b>	<b>11</b>	<b>7</b>	<b>5</b>	<b>90</b>	<b>102</b>	<b>-12</b>



### Membership Composition April 2026 Cumulative



### Gender Composition April 2026 Cumulative

